

CIRCUS PRINTABLES


PIPSTICKS KIDS CLUB

Have you been to the circus lately? These printables will have you smelling the popcorn and hearing the audience roar with applause in no time!

Here are a few ideas (be sure to show us: #pipsticksprintables)!

1 SPOT THE DIFFERENCES > Once you've found all ten differences, color the clowns in, cut them out and paste them on a gift or special card for your penpal!

2 ELEPHANT TRAIN!



COLOR - color the elephants in...

CUT - cut them out!

ARRANGE - line them up in an stompin' elephant parade.

GLUE - Glue them trunk-to-tail!

3 MR MOUSE > some of our top performers, Mrs Bear and Mr Mouse are doing tricks. Mr Mouse also has something on his mind... Use your imagination to draw what he might be thinking about!

What are your favorite things about the circus? Last year, we saw some trampoline artists that were AMAZING!

These printables are a mix of black and white and can be printed on any paper. For "best" results, use presentation quality paper.

It's also fun to print on label paper (then you can use them as stickers), or colored paper!


Don't forget, you can also adjust the sizing in the "page set up" settings to print them out smaller or bigger as you like!

Have fun!


xoxo *hno*


ALL PIPSTICKS PRINTABLES ARE FOR PERSONAL USE ONLY ☺


www.pipsticks.com © PIPSTICKS, INC 2017



SPOT TEN DIFFERENCES!







P

I SPY

- _____ sprinkles
- _____ tickets
- _____ stars
- _____ circles

POPI

ADMIT ONE

ADMIT ONE

ADMIT ONE

ADMIT ONE

ADMIT ONE

ADMIT ONE

ADMIT ONE

ADMIT ONE

ADMIT ONE

ADMIT ONE

